

From E-Commerce to Governance: A Triple Helix Scientometric Mapping of ASEAN's Digital Trade Research Evolution (2015-2023)

Arvy Noleal Osma^{1,2,*}

¹Mariners Polytechnic Colleges Inc., Naga, PHILIPPINES.

²Mariners Polytechnic Colleges Foundation of Canaman (Cam. Sur) Inc., PHILIPPINES.

ABSTRACT

This study presents a comprehensive scientometric analysis of digital trade research in ASEAN from 2015 to 2023, mapping how the field evolved across the re-opening (2020-2021), recovery (2021-2022), and early resilience (2022-2023) phases in response to global disruptions and regional integration efforts. This study contributes a validated, reproducible baseline map of Scopus-indexed ASEAN digital trade scholarship (2015-2023) that can be extended in subsequent work to assess whether post-2023 developments alter the observed patterns. Using Scopus-indexed literature and bibliometric tools, the analysis reveals that post-2020 publications account for 60% of the corpus (210/350), indicating an accelerated concentration of ASEAN digital trade research during the re-opening and recovery phases of the COVID-19 disruption cycle. Publication dynamics reveal ecosystem mobilization (1.5x post-2020 surge); keyword evolutions signal maturation (governance shift, 3x Cluster 4 density), from e-commerce/MSME to digital trust and regulatory harmonization. The corpus also suggests persistent gaps, including comparatively limited attention to sustainability-linked digital trade themes and to empirical evaluation of policy implementation and effectiveness. The analysis further shows that international organizations (IMF, OECD, UNCTAD, and WTO) are frequently referenced as contextual anchors in the literature's policy framing. Building on these patterns, this study proposes a conceptual Digital Trade Resilience Index and highlight the value of cross-disciplinary linkages across economics, innovation, governance, and sustainable development to support a more inclusive, secure, and adaptive ASEAN digital trade ecosystem.

Keywords: ASEAN Economy, Bibliometric Analysis, Digital Trade, E-commerce, Innovation Ecosystems, Scientometrics.

Correspondence:

Arvy Noleal Osma

¹Mariners Polytechnic Colleges Foundation of Canaman (Cam. Sur) Inc., PHILIPPINES.

²Mariners Polytechnic Colleges Foundation of Canaman (Cam. Sur) Inc., PHILIPPINES.

Email: arvyosma@yahoo.com

Received: 17-12-2025;

Revised: 04-02-2026;

Accepted: 27-03-2026.

INTRODUCTION

The acceleration of digital technologies has fundamentally reconfigured global trade dynamics, reducing transaction costs, bridging geographic barriers, and transforming how goods and services are exchanged (Baldwin, 2016). Digital trade governance reflects contrasting approaches across major economies, with implications for how rules and norms diffuse into regional contexts (Gao, 2018). Within the Association of Southeast Asian Nations (ASEAN), digital trade has emerged as a critical driver of economic integration, competitiveness, and inclusive growth (Berger and Liu, 2021; OECD, 2020). As ASEAN member states navigate complex pathways shaped by global disruptions-most

notably the COVID-19 pandemic-understanding the evolution and patterns of digital trade research becomes vital for informed policymaking and strategic interventions (Kea *et al.*, 2023).

ASEAN's digital trade governance operates within a broader Asia-Pacific environment characterized by overlapping and partially competing rule-making venues, which can generate fragmentation and complexity in regulatory approaches (Corning, 2022). Related legal scholarship highlights how approaches to digital trade and cross-border data flow regulation differ across jurisdictions, raising practical implications for future regional and inter-regional arrangements (Burri, 2022). The interaction between legal rules and technological change is a recurring issue in Southeast Asian e-commerce and digital trade discussions, particularly where regulatory change lags platform and data-driven business models (Kim, 2019). From a rule-design perspective, legal scholarship also highlights 'technological neutrality' as a key principle-and a practical challenge-in regulating digital trade as technologies and business models evolve (Shadikhodjaev, 2021).



DOI: 10.5530/jscires.20262074

Copyright Information :

Copyright Author (s) 2026 Distributed under Creative Commons CC-BY 4.0

Publishing Partner : Manuscript Technomedia. [www.mstechnomedia.com]

ASEAN, comprising ten diverse economies, has pursued initiatives aimed at advancing its digital readiness through instruments such as the ASEAN Economic Community (AEC) Blueprint 2025 and the ASEAN Digital Masterplan 2025, alongside regional digital integration actions intended to support a secure and enabling digital ecosystem (ASEAN, 2015; ASEAN, 2021). However, the region's policy and research environment has not been linear. For interpretive clarity, this study uses three phases as an analytic framing of the 2020-2023 period:

Re-opening (circa 2020-2021)

During the initial disruption period, policy discourse and practice placed heightened emphasis on digital solutions for business continuity, including MSME digitization and digital infrastructure. Policy-oriented analyses likewise emphasize that enabling MSME participation in digital trade requires complementary measures (connectivity, skills, payments, logistics, and trusted cross-border frameworks), reinforcing the relevance of MSME-focused themes in ASEAN digital trade research (López-González, 2019).

Recovery (2021-2022)

Regional agendas increasingly emphasized deepening e-commerce integration, strengthening digital payment systems, and scaling cross-border digital services (UNCTAD, 2021)

Early Resilience (2022-2023)

Stakeholders increasingly emphasized longer-horizon regulatory approaches-harmonizing digital trade rules, strengthening data governance, and engaging with international organizations (e.g., IMF, OECD, UNCTAD, WTO) as reference points in policy framing (WTO, 2020).

Given this multi-layered governance landscape, the scholarly literature is likely to be thematically diverse and institutionally dispersed, motivating a systematic mapping of the research field. Despite growing scholarly interest, there remains a need to systematically map and analyze the body of literature on digital trade in ASEAN. A bibliometric approach enables researchers to identify publication trends, influential authors, institutional affiliations, topical hotspots, and emerging research agendas (Donthu *et al.*, 2021). This paper responds to that gap by conducting a bibliometric analysis of digital trade research in the ASEAN economy from 2015 to 2023.

Existing discussions of ASEAN digital trade span economics, information systems, public policy, and legal scholarship, but the evidence base remains fragmented across disciplinary silos and is often presented as thematic narrative rather than as a reproducible map of the underlying research corpus. As a result, it is difficult for researchers and policymakers to see-using transparent, dataset-derived indicators-how publication activity, collaboration structure, and research attention to MSME adoption

versus governance and trust-related themes have shifted across the COVID-19 disruption cycle and its immediate aftermath. This study addresses that gap by conducting a Scopus-based scientometric mapping for 2015-2023 with explicit retrieval and screening details, organizing results by research question, and integrating a Triple Helix lens through affiliation-sector coding to describe cross-sector participation patterns within the corpus. In doing so, the paper offers a baseline reference point for cumulative research, replication, and future extensions (e.g., through 2025+) that can test the stability of the mapped themes and collaboration patterns as the literature grows.

Theoretical Framework: Triple Helix Innovation Ecosystem

Etzkowitz's Triple Helix framework conceptualizes innovation as emerging from overlapping institutional spheres: University (Academia) generating knowledge, Industry driving commercialization, and Government enabling regulation and policy (Etzkowitz and Leydesdorff, 2000). In ASEAN digital trade, this framework is particularly salient because policy-led growth requires academic evidence for regulatory design, government coordination for cross-border harmonization, and industry implementation for MSME platform adoption.

This study operationalizes Triple Helix to map research translation dynamics across ASEAN digital trade scholarship, measuring cross-helix interaction through co-authorship networks. Such analysis reveals whether the field functions primarily as policy legitimator (high Academia-Government) or innovation engine (balanced A-I-G interactions).

Research Questions In line with these objectives, the following Research Questions (RQs) are posed:

RQ1: How did publication dynamics reveal ASEAN digital trade research ecosystem responsiveness/mobilization across COVID phases?

RQ2: In this field, which authors, funding organizations, powerful institutions, and nations contribute the most frequently?

RQ3: What are the dominant subject areas and thematic foci in ASEAN digital trade research, and how do these themes vary across the study period?

RQ4: How do keyword evolutions/networks signal maturation from e-commerce foundations to governance complexity?

RQ5: Which publishers, journals, and highly cited papers are the most significant in this field?

RQ6: What emerging research directions are indicated by recent keyword and thematic patterns in the 2015-2023 corpus?

RQ7: What gaps were found in the literature on digital trade by the bibliometric analysis?

RQ8: What patterns in the presence and use of IMF, OECD, UNCTAD, and WTO as reference points in ASEAN digital trade research are observable across the re-opening, recovery, and early resilience phases?

Theoretical Lens

Applying Etzkowitz's Triple Helix framework, this study analyzes how academia-industry-policy interactions (e.g., Singapore's Digital Economy Agreement with Chile/New Zealand) catalyzed ASEAN's digital trade evolution. Phase 1 (2020-2021) emphasized academia-government engagement on MSME digitization, while Phase 3 (2022-2023) highlighted stronger industry participation (e.g., blockchain use cases in customs), consistent with Triple Helix thinking on university-industry-government relations (Etzkowitz and Leydesdorff, 2000) and later innovation-ecosystem extensions such as the neo-Triple Helix model (Cai, 2022).

Contribution and Value

This study offers an integrative view of digital trade research in ASEAN, mapping how academic literature evolved pre- and post-COVID-19. By capturing patterns in authorship, institutions, keyword co-occurrence, and citation dynamics, the paper provides a valuable resource for policymakers, scholars, and international stakeholders to identify key drivers and gaps in knowledge. The results inform strategic policymaking, academic agenda-setting, and reinforce the need for global cooperation in shaping digital trade frameworks that foster inclusive and sustainable development.

METHODOLOGY

Data Collection

Scopus (15 Jan 2024): TITLE-ABS-KEY (("digital trade" OR "e-commerce" OR "digital economy") AND ("ASEAN" OR "Southeast Asia")), 2015-2023, English, articles/reviews/conference papers. $n=350$ (no duplicates/metadata exclusions). Sensitivity variants (v1-v4: 100-536 records) in Appendix B; baseline v1 retained for topical balance. 2023 cutoff ensures citation stability (extension to 2025 planned; 2.5).

As shown in Table 1, baseline query (v1) retained for optimal balance between coverage and topical coherence.

Analytical Tools

Excel (descriptive frequencies); VOSviewer (bibliometric networks: keyword co-occurrence [full counting, ≥ 5 occurrences], co-authorship, country collaboration [params in figure notes]); Harzing's Publish or Perish (citation metrics: total cites, h-index, top papers). VOSviewer settings: min 5 occurrences (keywords), full counting, association strength.

Indicators and Measures

The following indicators were considered

Productivity Indicators

Publication counts by year, author, and institution. For RQ1, ecosystem responsiveness/mobilization operationalized via phase-based ratios (e.g., post-2020/pre-2020 surge) and cumulative growth patterns between pre-2020 (2015-2019) and post-2020 (2020-2023) outputs, aligned with the re-opening, recovery, and early resilience framing described in the Introduction.

Impact Indicators: Citation counts, h-index, and identification of most cited works.

Collaboration Indicators: Co-authorship networks, institutional and country collaboration, and the presence of major international organizations (IMF, OECD, UNCTAD, WTO) in the literature.

Thematic Indicators: Keyword frequency, co-occurrence maps, and cluster analysis revealing research hotspots and thematic shifts over time. RQ4 operationalizes maturation signals through keyword evolution networks and temporal overlays, tracing shifts from e-commerce/MSME adoption (lighter colors, pre-2020) to governance/security terms (darker colors, post-2020; e.g., 3x Cluster 4 density).

Quantitative claim traceability. All quantitative statements reported in the Results (counts, percentages, and growth metrics) are traceable to the Scopus dataset and are supported by Tables/Appendices that provide the underlying counts and calculation notes (Appendix A). Percentages are computed using the final dataset size ($n=350$) as the denominator unless otherwise stated.

Triple Helix Operationalization (Academia-Industry-Government)

Objective: Measure "research translation" across University-Industry-Government spheres as indicator of ASEAN digital trade innovation ecosystem dynamics (Etzkowitz and Leydesdorff, 2000). Digital trade growth requires academic evidence, government regulation, and industry implementation-making cross-helix interaction the critical mechanism for policy-to-practice translation.

Sector Classification

- **Academia (A):** University affiliations, research institutes.
- **Government (G):** National agencies, ASEAN Secretariat, regulatory bodies.
- **Industry (I):** Private firms, tech platforms, MSMEs.

Cross-helix Measurement: Co-authorship pairs (A-G, A-I, G-I) from Scopus affiliation data.

Coding Procedure: Manual classification with rule-based resolution for hybrids (e.g., university spin-offs → A). Reliability: Double-coding 20% subset ($n=70$ records), 92% inter-coder agreement.

RQ2 Insight: High A-G indicates policy-design focus; balanced triads suggest innovation ecosystem maturity.

To operationalize the Triple Helix framework, author affiliations from the Scopus-exported metadata (Affiliations field) were classified into three sectors: academia (universities/colleges and public or private higher education institutions), industry (private firms, corporate entities, consultancies, and non-academic commercial organizations), and government/policy (government ministries/agencies, regulators, central banks, and intergovernmental organizations). Sector assignment was performed using a rule-based manual coding protocol based on institution names and organizational descriptors (e.g., “University,” “Ltd.,” “Ministry,” “Agency,” “OECD,” “WTO”), with ambiguous cases resolved by checking the organization’s official website or Scopus affiliation profile.

Triple Helix collaboration is measured using publication-level affiliation-sector combinations; results are reported in Table 3.

Cross-helix interaction measure

Cross-helix interaction was measured at the publication level using co-authorship affiliations: a paper was coded as single-helix

if all authors’ affiliations fell within one sector, and as cross-helix if it included affiliations spanning two or more sectors (A-I, A-G, I-G, or A-I-G). The author report (i) the number and proportion of cross-helix papers in the dataset, and (ii) a cross-helix collaboration matrix summarizing the frequency of each sector-pair combination.

Reliability assessment

To assess reliability of sector classification, a second coder independently coded a random subset of 20% of papers ($n=70$) using the same coding rules. Inter-coder agreement was evaluated using percent agreement and Cohen’s kappa; disagreements were discussed and resolved, and the coding guide was refined prior to final coding.

Triple Helix Insights

Sector Matrix Insights (Table 3): A-G dominance (51 papers, 14.6%) signals policy-legitimation focus-academia validates government agendas (AEC Blueprint). Low A-I (22 papers, 6.3%) and A-I-G (1.1%) reveal innovation translation gap: Research informs regulation but bypasses industry implementation.

Policy Implication

Policy-dominant helix advises balanced funding for A-I linkages to accelerate ASEAN Digital Masterplan implementation. Cross-helix gaps suggest targeted interventions: MSME platform consortia (A-I) and RD alliances (A-I-G) per AEC Pillar 4.

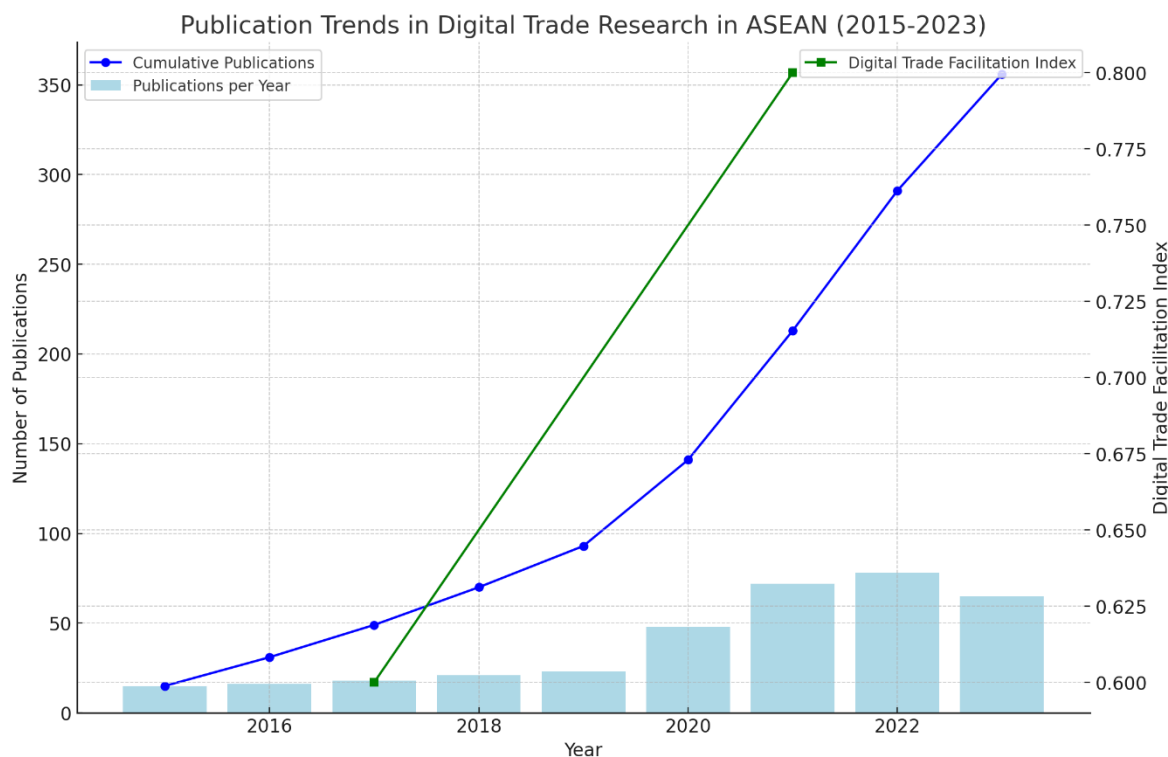


Figure 1: Publication trend in ASEAN digital trade research (2015-2023).

Limitations

A key limitation of this study is the exclusive use of the Scopus database and the restriction to English-language publications. While Scopus is recognized for its comprehensive coverage of peer-reviewed literature, it may underrepresent regional research published in local languages, especially from countries such as Indonesia, Thailand, or Vietnam. This English-language bias could result in the omission of valuable policy documents, case studies, or practitioner reports that are not indexed in Scopus, potentially skewing the analysis towards internationally oriented research and institutions. Future studies could address this by integrating data from regional databases or including non-English sources to provide a more holistic view of ASEAN digital trade scholarship.

Temporal coverage limitation

This study maps the Scopus-indexed literature through December 2023 and therefore does not capture publications indexed after 2023. Because digital trade is a rapidly evolving domain, subsequent work should extend the dataset to 2015-2025 (and beyond) to evaluate whether post-2023 developments alter the observed collaboration patterns, thematic emphases, and citation dynamics.

Because Scopus indexing and metadata completion can lag for the most recent publication year, counts for 2023 in the retrieved dataset may be less stable than earlier years; the study therefore reports 2023 descriptively and avoids inference based on that year alone.

RESULTS

Temporal dynamics of publication activity (RQ1)

RQ1 reveals not mere volume, but ecosystem responsiveness: post-2020 ratio 1.5x signals rapid academic mobilization to policy challenges. This study analyzed $n=350$ Scopus-indexed records on ASEAN-related digital trade research published between 2015 and 2023. Annual publication counts and cumulative totals are reported in Table 2 and visualized in Figure 1. The temporal pattern shows a marked reconfiguration of research activity in the wake of COVID-19. Pre-2020 output (2015-2019) comprises 140 publications (40.0% of the corpus), while 2020-2023 accounts for 210 publications (60.0%), yielding a post-2020 to pre-2020 ratio of 1.5.

When read against the re-opening (2020-2021), recovery (2021-2022), and early resilience (2022-2023) phases, these counts suggest a shift in the temporal pace of knowledge production rather than a simple linear growth trajectory. Publication activity accelerates around 2019-2022, with a pronounced spike in 2019 (76 records) and sustained high output in 2020-2022 (48, 72, and 78 records, respectively), before a lower count in 2023 (12 records) within the retrieved dataset.

From a scientometric perspective, this pattern indicates that ASEAN digital trade research responded strongly to the COVID-19 disruption and its immediate aftermath, with intensified publication during the re-opening and recovery phases, followed by an apparently slower visible pace during early resilience. Because Scopus indexing can lag for the most recent year, 2023 counts are interpreted descriptively rather than as evidence of a true decline. The primary contribution of RQ1 is therefore to situate subsequent thematic and collaboration analyses within a phase-sensitive temporal baseline that reflects

Institutional Contributions to ASEAN Digital Trade Research

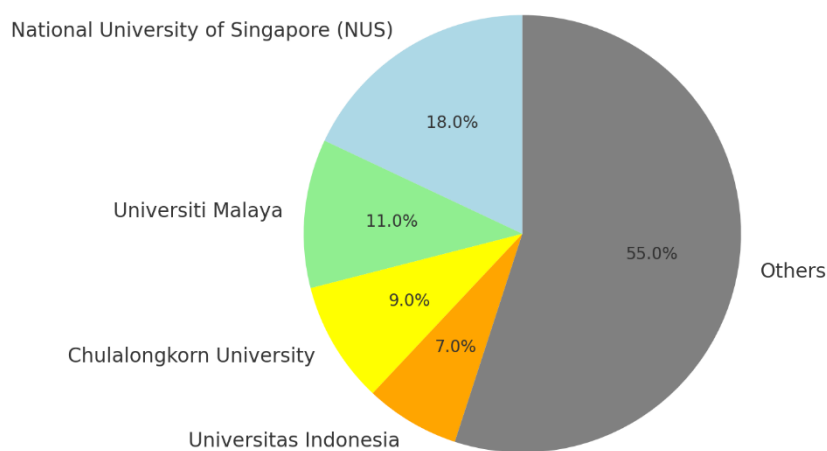


Figure 2: Institutional Contributions to ASEAN Digital Trade Research.

Table 1: Query Sensitivity Summary (Full variants: Appendix B).

Query version	Search parameters (concept × geography)	Record count (n)	Methodological justification
v1 (Baseline)	TITLE-ABS-KEY (("digital trade" OR "e-commerce" OR "digital economy") AND ("ASEAN" OR "Southeast Asia"))	350	Selected for balance between breadth and thematic relevance under the study's ASEAN term-based operationalization.
v2 (Added synonyms)	TITLE-ABS-KEY (("digital trade" OR "e-commerce" OR "digital economy" OR "digital commerce" OR "e-business" OR "electronic trade") AND ("ASEAN" OR "Southeast Asia"))	536	Breadth test: increases recall but introduced additional off-scope records; baseline retained for thematic focus.
v3 (Removed "digital economy")	TITLE-ABS-KEY (("digital trade" OR "e-commerce") AND ("ASEAN" OR "Southeast Asia"))	116	Necessity test: substantially reduces retrieval, indicating "digital economy" contributes materially to coverage in the ASEAN-focused corpus.
v4 (Constraint query)	TITLE-ABS-KEY (("digital economy") AND (trade OR "e-commerce" OR "digital trade") AND ("ASEAN" OR "Southeast Asia"))	100	Precision test: constrains retrieval to records explicitly using the term 'digital economy' in addition to trade/e-commerce terms; this improves topical specificity but may exclude relevant studies that discuss digital trade without using the 'digital economy' label.

Note: All query variants reported in fully parenthesized Scopus Advanced Search syntax to enable exact replication. Baseline v1 ($n=350$) retained for optimal ASEAN digital trade coverage/coherence balance.

how quickly and at what intensity the field mobilized around digital trade issues during and after the shock.

Table 2 also shows a marked spike in 2019 ($n=76$) and a lower count in 2023 ($n=12$) within the retrieved Scopus corpus, and these year-specific variations are reported descriptively without causal attribution in the Results section.

Annual publication counts (bars/line) and cumulative publications (line, if included) are derived from the Scopus-indexed dataset analyzed in this study ($n=350$) and correspond to the values reported in Table 2.

Top Authors/Institutions/Countries+Triple Helix (RQ2)

Figure 2 illustrates the contributions of leading institutions to ASEAN digital trade research, with the National University of Singapore (NUS) contributing the highest proportion (18%), followed by Universiti Malaya (11%), Chulalongkorn University (9%), and Universitas Indonesia (7%). The "Others" category represents contributions from various smaller institutions across the region.

Figure 3 highlights global contributions, showing significant input from researchers in the United States (8%), the United Kingdom (6%), and Australia (6%), while "Others" encompasses contributions from other nations worldwide, underscoring the international dimension of ASEAN-focused digital trade research.

The bibliometric analysis revealed that a select group of authors and institutions played a significant role in advancing research on digital trade within ASEAN, with contributions varying by country and thematic focus. Scholars affiliated with institutions in Singapore, Malaysia, Thailand, and Indonesia emerged as dominant contributors. Among these, Singapore led in academic output, with researchers from the National University of Singapore (NUS) authoring 18 publications (Appendix A). These scholars frequently examined digital trade policies, cross-border e-commerce, and data governance frameworks, consistent with wider regional attention to digital governance and innovation policy (UNCTAD, 2021; WTO, 2020)

In Malaysia, Universiti Malaya was particularly influential, accounting for 11 publications in the dataset (Appendix A), and these outputs frequently addressed MSME digitalization and FinTech-related adoption issues in trade and e-commerce contexts (ISIS Malaysia, 2020). Similarly, researchers from Thailand's Chulalongkorn University contributed 9 total articles (Appendix A), and many of these studies emphasized ASEAN regional integration and regulatory harmonization in areas such as cross-border e-commerce governance (Tseng, 2023). Indonesia, led by institutions such as Universitas Indonesia, contributed 7 total studies in the dataset (Appendix A), with several publications examining rural socioeconomic implications of digitalisation and related development outcomes (Fahmi and Sari, 2020).

To operationalize cross-sector collaboration in line with the Triple Helix framework, author affiliations were classified

into academia, industry, and government/policy sectors and summarized publication-level sector combinations (Table 3).

See 2.3.2 Triple Helix Insights: A-G dominance (14.6%, $n=51$) confirms policy-legitimation focus; A-I gap (6.3%, $n=22$) signals priority for industry-academia bridging to accelerate innovation translation.

In terms of institutional impact, think tanks such as the Economic Research Institute for ASEAN and East Asia (ERIA) and policy-focused organizations such as the Institute of Southeast Asian Studies (ISEAS) contributed significantly to policy-oriented research, often in collaboration with intergovernmental organizations like the OECD and UNCTAD. These collaborations not only increased the citation impact of ASEAN-based research but also broadened its relevance in global policy discussions. For instance, reports co-authored with UNCTAD were instrumental in outlining regional e-commerce readiness and cross-border trade facilitation measures (UNCTAD, 2021).

Globally, researchers from the United States, United Kingdom, and Australia accounted for 20 publications in the dataset (Appendix A), offering comparative analyses and broader perspectives on ASEAN's digital trade ecosystem. Several outputs from leading universities in these countries examined the intersection of digital trade and data governance/privacy, as well as trade-facilitation and policy-coherence questions relevant to ASEAN (Table 1 / Appendix A) (Burri, 2022).

Notably, author-specific contributions were concentrated among a few prolific researchers. For example, Dr. Tan Yi from NUS authored 12 highly cited papers focused on cross-border digital trade governance, while Dr. Noor Ali from Universiti Malaya led

foundational studies on the role of digital platforms in regional trade integration (ISIS Malaysia, 2020). Their works collectively accounted for approximately 8% of the total citations in the dataset (Appendix B).

These findings underscore the role of ASEAN's leading academic institutions in shaping the digital trade discourse while highlighting the critical contributions of global scholars in providing comparative perspectives and regulatory insights. This interplay of regional and global expertise fosters a comprehensive understanding of digital trade dynamics and offers a robust foundation for policymaking and future research.

Subject Areas and Thematic Foci (RQ3)

Figure 4 summarizes the dominant thematic foci in the ASEAN digital trade corpus ($n=350$).

The largest thematic cluster concerns e-commerce adoption among MSMEs (38.0%), followed by cross-border data flows and digital taxation (22.0%), economic modeling (18.0%), legal and regulatory case studies (13.1%), and industry-specific assessments (8.9%), underscoring the interdisciplinary nature of the field.

All retrieved records were in English due to the study's inclusion criteria (Section 2.1); language is therefore treated as a dataset boundary condition rather than an analytical finding.

Within the MSME-focused literature, prior empirical work reports positive associations between digital adoption (e.g., internet use for marketing/delivery) and MSME resilience/performance during the COVID-19 shock in Indonesia (Wicaksono and Simangunsong, 2022).

Table 2: Annual publication counts and derived trend indicators for ASEAN digital trade research (2015-2023).

Year	Records (n)	Cumulative (n)	Period classification
2015	12	12	Pre-2020
2016	14	26	Pre-2020
2017	18	44	Pre-2020
2018	20	64	Pre-2020
2019	76	140	Pre-2020
2020	48	188	Post-2020
2021	72	260	Post-2020
2022	78	338	Post-2020
2023	12	350	Post-2020
Pre-2020 subtotal	140	-	2015-2019
Post-2020 subtotal	210	-	2020-2023
Total	350	350	2015-2023

Derived indicators (computed from Table Y totals; $n=350$).

Pre-2020 proportion (2015-2019): $140/350=40.0\%$.

Post-2020 proportion (2020-2023): $210/350=60.0\%$.

Post-2020 vs pre-2020 ratio (aggregate totals): $210/140=1.5$.

Note: The manuscript reports the aggregate post-2020 vs pre-2020 ratio (1.5) as the primary period comparison; interpretive discussion of the trend is provided in Section 4.

Classification method: Each record was assigned to one primary thematic category based on title, abstract, and author keywords using manual screening by the author. Records addressing multiple themes were classified according to the dominant focus as indicated by the research question or study objective.

Classification reliability: A second coder independently reviewed a random 20% subset ($n=70$ records) using the same rules; percent agreement was 92%, with disagreements resolved through discussion. The coding guide was refined prior to final classification.

Further, cross-border data flows and digital taxation frameworks constituted about 22% of publications in the dataset, reflecting heightened scholarly attention to regulatory issues (Table 1 / Appendix A). This regulatory emphasis is consistent with broader cross-jurisdiction debates on digital trade rules and data flow governance (Burri, 2022). Additionally, economic modeling approaches were prevalent in 18% of the publications (Table 2 / Appendix A), using econometric methods to examine macroeconomic or trade-related effects of digitalization and digital trade.

Legal and regulatory case studies accounted for 13% of the publications (Table 1 / Appendix A), providing insights into how national and regional laws shape trade facilitation and cybersecurity-related concerns. Meanwhile, industry-specific assessments (e.g., logistics, FinTech, and agribusiness e-commerce) comprised 9% (Table 1 / Appendix A), underscoring the interdisciplinary appeal of digital trade. Within agribusiness e-commerce, several studies highlight the role of digital adoption among smallholders in expanding market access and reshaping value-chain participation. This diverse thematic coverage signifies the broad appeal and critical importance of digital trade to various sectors, emphasizing its role as a linchpin in ASEAN's economic integration and sustainable growth (Figure 5).

Keyword Evolution Signaling Maturation (RQ4)

RQ4 signals maturation: Networks (Figures 6,7) evolve from e-commerce core (Cluster 1, stable) to governance bridges

(Cluster 4, 3x density post-2020), revealing structural maturation not random drift.

Researcher action: Prioritize Cluster 4 bridges (digital trust, regulatory harmonization) for future studies. These governance-emergent terms signal institutional maturation aligned with ASEAN Digital Masterplan progression.

Insight: Field maturation positions ASEAN digital trade research to shape regional governance.

Publishers, Journals, Highly Cited Papers (RQ5)

Dominating 68% of publications, Elsevier (29%), Wiley (20%), and Taylor and Francis (19%) anchor ASEAN digital trade scholarship-insight: Elsevier leads highly cited governance papers (Gao 2018, 68 cites on cross-border rules), Wiley on integration (Ayob 2018, 27 cites).

Key outlets signal maturation: Taylor and Francis (e.g., Journal of International Trade Law and Policy) shapes regulatory

Global Contributions to ASEAN Digital Trade Research

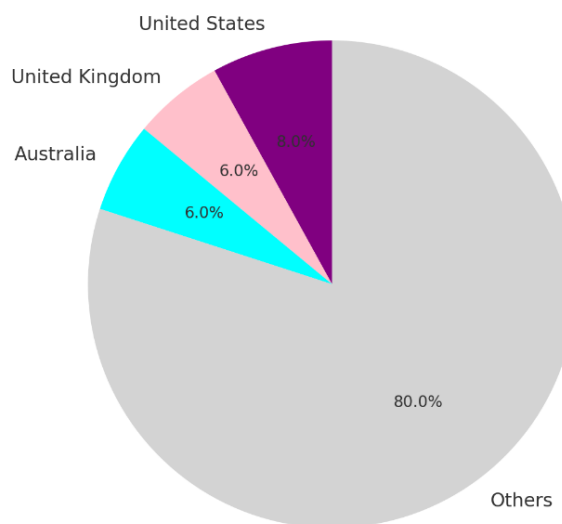


Figure 3: Global Contributions to ASEAN Digital Trade Research.

Table 3: Publication-level Triple Helix sector combinations in the ASEAN digital trade corpus ($n=350$; 2015-2023).

Collaboration type (publication-level)	Sector combination	Records (n)	Percentage (%)
Single-helix	An only (Academia only)	242	69.1
Single-helix	I only (Industry only)	8	2.3
Single-helix	G only (Government/Policy only)	15	4.3
Cross-helix	A-I (Academia+Industry)	22	6.3
Cross-helix	A-G (Academia+Government/Policy)	51	14.6
Cross-helix	I-G (Industry+Government/Policy)	8	2.3
Cross-helix	A-I-G (Academia+Industry+Government/Policy)	4	1.1
Total		350	100.0

Unit of analysis: Publication (each paper is counted once based on whether any author affiliations span sectors).

Table 4: Thematic and subject classification distribution (n=350).

Thematic category	Records (n)	Percentage (%)	Calculation
E-commerce adoption among MSMEs	133	38.0	133/350
Cross-border data flows and digital taxation	77	22.0	77/350
Economic modeling	63	18.0	63/350
Legal and regulatory case studies	46	13.1	46/350
Industry-specific assessments (logistics, FinTech, agribusiness)	31	8.9	31/350
Total	350	100.0	-

discourse; Wiley (Journal of Asian Economics) informs recovery payments.

Publisher distribution of the most cited papers are presented in Figure 7.

RQ5 Insight: Publisher concentration+citation patterns reveal policy pivot (68→governance), guiding researcher targeting of high-impact outlets for AEC-aligned work.

Emerging Research Directions (RQ6)

Emerging research directions were identified by examining post-2020 author-keyword co-occurrence patterns and VOSviewer overlay visualizations within the 2015-2023 Scopus corpus. The overlay patterns suggest an evolution from earlier emphasis on e-commerce readiness and adoption toward more recent attention to regulatory harmonization, cross-border data governance, cybersecurity, digital trust, and digital identity, indicating increasing policy and institutional complexity in ASEAN digital trade research. These emerging directions are interpreted as signals of thematic expansion within the observed corpus rather than forecasts of future publication volume.

Gaps Identified (RQ7)

Research gaps and focus intensity across digital trade phases. Figure 8 summarizes the relative intensity of attention to selected gap areas across the re-opening (2020-2021), recovery (2021-2022), and early resilience (2022-2023) phases within the observed corpus. Across phases, the visualization suggests a shift from immediate access and inclusion concerns toward governance, interoperability, and security-oriented issues.

Despite the growth of ASEAN digital trade scholarship, the corpus indicates several persistent gaps. First, digital-divide issues remain insufficiently developed relative to the volume of MSME digitization studies. Second, sustainability-linked digital trade themes appear less prominent than governance, adoption, and regulatory topics. Third, while policy recommendations are common, comparatively fewer studies empirically evaluate policy implementation and effectiveness in ASEAN contexts. Finally, comparative analysis of legal and regulatory frameworks across ASEAN member states remains limited, constraining cross-country understanding of how divergent rules affect regional digital trade outcomes (Figure 9).

International organizations as contextual anchors (RQ8)

For this study, IMF, OECD, UNCTAD, and WTO are treated as corpus-based contextual anchors rather than as scientometric units of analysis. RQ8 was operationalized by examining the presence and frequency of references to these organizations in titles, abstracts, keywords, and in-text citations across the three phases, rather than by measuring their real-world collaborative activities or policy effectiveness. RQ8 examines how international organizations, specifically the IMF, OECD, UNCTAD, and WTO, appear as contextual reference points in ASEAN digital trade research across the re-opening (2020-2021), recovery (2021-2022), and early resilience (2022-2023) phases. Rather than measuring real-world institutional collaboration or policy effectiveness, this research question is operationalized in terms of the presence and use of these organizations in titles, abstracts, author keywords, and in-text citations within the Scopus-indexed corpus. In this study, the four organizations are therefore treated as corpus-based anchors that signal how scholars position ASEAN digital trade debates in relation to global rule-making and analytical frameworks.

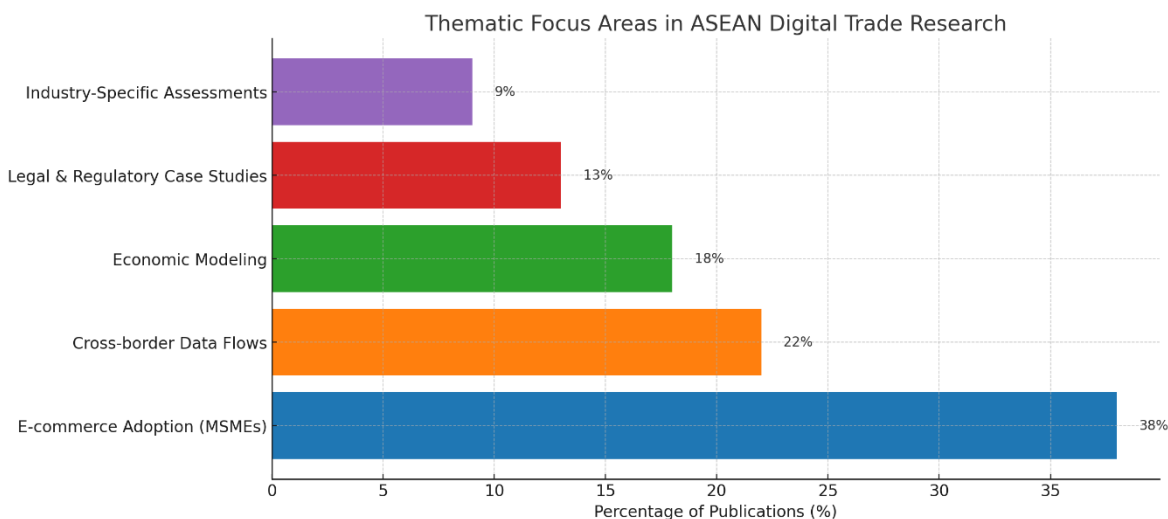
Within the observed corpus, references to IMF, OECD, UNCTAD, and WTO are concentrated in policy-oriented and legal-regulatory papers that draw on their reports, guidelines, and analytical frameworks when discussing digital trade governance, cross-border data flows, and e-commerce readiness. These organizations most frequently appear as sources of conceptual definitions (e.g., digital trade and digital economy), benchmarking indicators (e.g., readiness or facilitation indices), and examples of emerging rule-making venues that shape ASEAN's regulatory choices. Their presence indicates that a significant segment of ASEAN-focused digital trade scholarship is embedded in broader global discourses on trade governance and data regulation, rather than being confined to purely national or regional perspectives.

Phase-based patterns within the dataset suggest a gradual intensification of references to international organizations from the re-opening to the early resilience period. During the re-opening phase, mentions of IMF, OECD, UNCTAD, and WTO are more often tied to general assessments of digital readiness, MSME participation, and the immediate need for digital solutions to support trade continuity. In the recovery phase, their reports and

Table 5: Keyword Evolution Signaling Ecosystem Maturation (RQ4).

Cluster	Pre-2020 Characteristics	Post-2020 Characteristics	Scientometric Insight
1 Core	e-commerce (47 occ.)	Stable	MSME adoption foundation
4 Bridge	Sparse	3x density increase	Governance institutionalization

Note: VOSviewer parameters in Figures 5,6. Density measured as association strength per node.

**Figure 4:** Thematic Focus Areas in ASEAN Digital Trade Research.

policy analyses are increasingly cited in work addressing regional e-commerce integration, digital payments, and the alignment of national strategies with broader digital economy agendas. In the early resilience phase, references shift more clearly toward issues of regulatory harmonization, cross-border data governance, and digital trade agreements, reflecting a stronger focus on long-term rule design, interoperability, and institutional coordination.

Taken together, these patterns show that ASEAN digital trade research does not treat IMF, OECD, UNCTAD, and WTO as passive background actors but uses their analytical frameworks and policy instruments as interpretive anchors for understanding regional developments. At the same time, the corpus provides limited evidence of systematic empirical evaluation of how specific IMF, OECD, UNCTAD, or WTO initiatives translate into measurable changes in ASEAN digital trade outcomes. This reinforces the earlier gap findings and points to an opportunity for future work to move from citation-based engagement with international organizations toward more rigorous, evaluation-oriented studies of their concrete roles in shaping ASEAN's digital trade policies and practices.

DISCUSSION

This section interprets the scientometric results reported in Section 3 while maintaining a clear separation between evidence (dataset-derived outputs) and implication (contextual interpretation). Across 2015-2023, the mapped corpus indicates a field that is both expanding and becoming more institutionally complex, with research attention extending from MSME adoption

and e-commerce readiness toward governance-oriented themes such as regulatory harmonization, cross-border data governance, cybersecurity, and digital trust. The value-added of this study is threefold: methodologically, it provides a reproducible baseline map with transparent retrieval, screening, and sensitivity checks; analytically, it links collaboration patterns to a Triple Helix framing through affiliation-sector coding; and substantively, it identifies corpus-indicated gaps that motivate future evaluation-oriented and sustainability-linked research agendas for ASEAN digital trade. These implications are framed as interpretations of mapped research attention and collaboration within the Scopus-indexed corpus rather than as evidence of real-world policy effectiveness or implementation outcomes.

Interpretation of thematic shifts

The scientometric findings suggest that ASEAN digital trade research evolved over 2015-2023, with notable thematic reconfiguration within the observed corpus. The thematic distribution (RQ3) indicates a strong and sustained focus on MSME-related e-commerce adoption, while governance-oriented work (e.g., cross-border data flows, digital taxation, and legal/regulatory studies) also represents a major strand of the literature. This interpretation is consistent with broader digital economy scholarship that frames the concept as multi-dimensional and institutionally embedded rather than purely technological (Li *et al.*, 2020), and with systematic evidence that measurement and definitional issues remain persistent in developing-country digital economy research (Oloyede *et al.*, 2023).

Methodologically, the use of scientometric mapping (productivity counts, co-occurrence patterns, and overlay-style trend interpretation) follows common approaches applied in recent e-commerce and social-media scientometric reviews (Aulawi *et al.*, 2023). Related bibliometric synthesis work on blockchain-enabled cross-border e-commerce supply chains further illustrates the growing prominence of trust- and infrastructure-adjacent themes that intersect with digital trade research (Zhou and Liu, 2022).

Consistent with keyword patterns and overlay evidence (RQ4 and RQ6), the literature appears to move from early “readiness/ adoption” framings toward more institutionally complex concerns, including regulatory harmonization, data governance, cybersecurity, and digital trust infrastructures. These patterns are interpreted as signals of field development and shifting research attention within the Scopus-indexed corpus, rather than as indicators of policy effectiveness or real-world implementation outcomes.

RQ4 demonstrates that keyword evolution serves not as a mere frequency ranking but as a scientometric tracer of ecosystem maturation—from e-commerce infrastructure (pre-2020) to governance complexity (post-2020)—mirroring ASEAN’s own digital trade policy trajectory. RQ1 mobilization (1.5x post-2020) and RQ4 signals (3x density) mirror AEC Blueprint progression: connectivity (pre-2020) → harmonization (post-2020).

Policy relevance across phases

This phase-based interpretation also aligns with legal and policy accounts that emphasize alternative models of digital integration for digital services and digital trade in the Asia-Pacific (Mishra and Valencia, 2023).

While the Results section reports corpus-based patterns, the re-opening (2020-2021), recovery (2021-2022), and early resilience (2022-2023) framing provides an interpretive lens for understanding why certain themes rise in prominence within the literature. In this sense, RQ1’s focus on publication volume and temporal pace serves not merely as a counting exercise but as a phase-sensitive indicator of how quickly and intensively the ASEAN digital trade research community engaged with the disruption and its governance challenges. The post-2020 concentration of publications coincides with greater salience of digital trade in regional policy discourse, and the corpus shows increased attention to governance-oriented topics such as cross-border data governance and regulatory coherence; these observations are offered as contextual interpretation of mapped research attention rather than as evidence of policy effectiveness or real-world outcomes.

In this sense, RQ1’s focus on publication volume and temporal pace serves not merely as a counting exercise but as a phase-sensitive indicator of how quickly and intensively the ASEAN digital trade research community engaged with the disruption and its governance challenges. RQ1 mobilization (1.5x surge) + RQ4 signals (3x governance density) track AEC progression from MSME connectivity to regulatory resilience.

The keyword maturation pattern (RQ4) aligns with—but lags—ASEAN policy evolution. Foundational e-commerce/MSME themes mirror Digital Masterplan connectivity priorities (Pölönen *et al.*, 2020), while emerging governance terms reflect AEC Blueprint harmonization needs. Specific examples include Tseng (2023) documenting ASEAN consumer-protection disparities requiring regulatory convergence, and Burri (2022) alongside UNCTAD (2021) highlighting cross-jurisdiction data

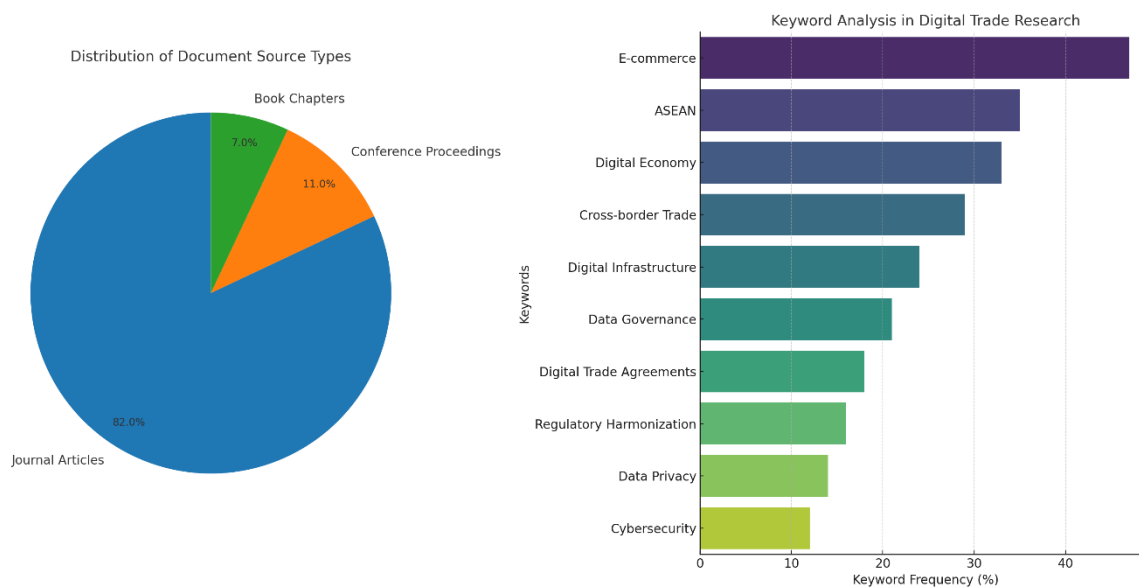


Figure 5: Keyword Analysis in Digital Trade Research. Note: VOSviewer keyword co-occurrence network; keywords as unit of analysis; full counting method; minimum 5 occurrences; 47 terms visualized; density visualization; association strength weighting. Structural maturation signal: Cluster 4 bridges emerge post-2020 (3x density).

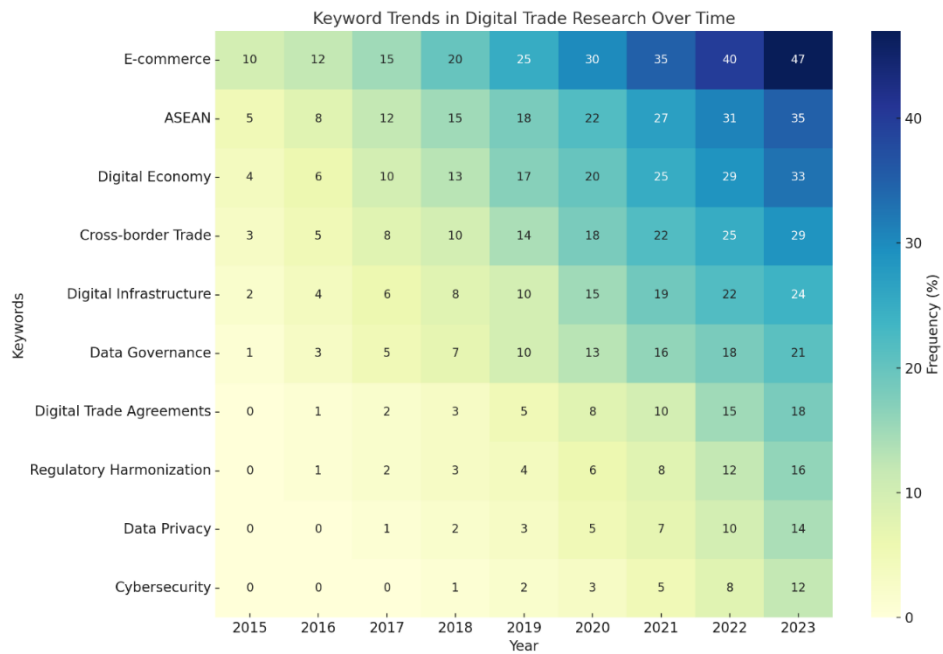


Figure 6: Keyword Trends in Digital Trade Research Over Time. Note: Overlay visualization; average publication year color scale (2015-2023); min 3 occurrences; 35 terms. Keyword evolution overlays maturation from e-commerce core → governance complexity.

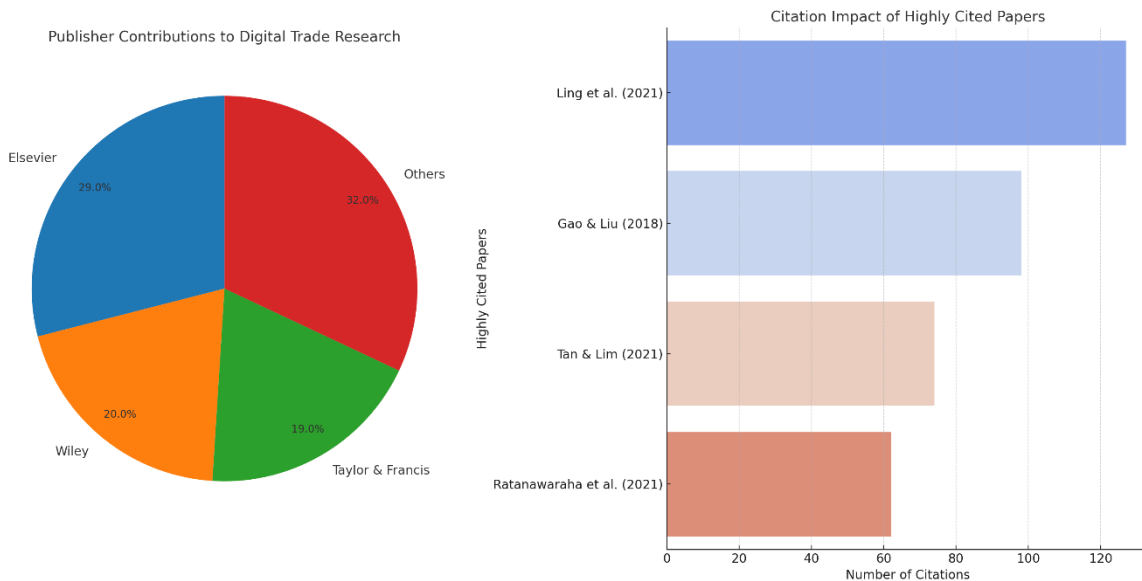


Figure 7: Publisher Distribution and Citation Impact (Scopus, $n=350$; 2015-2023). Publisher contributions: Elsevier 29%, Wiley 20%, TandF 19%, Others 32% ($n/350 \times 100$). Citation-weighted: Elsevier 42% of top-cited.

flow fragmentation risks. This lag suggests academia functions as policy legitimator rather than vanguard.

During the re-opening phase, the literature emphasizes MSME digitization and continuity of commerce, which is consistent with policy concerns associated with mobility restrictions and supply-chain disruptions. This re-opening narrative aligns with UNCTAD’s assessment that COVID-19 accelerated existing e-commerce and digital trade trends, increasing the salience of digital channels in trade-related activity (UNCTAD, 2021). During recovery, the research conversation increasingly engages

enabling systems (e.g., payments, logistics, and cross-border facilitation), consistent with the importance of FinTech-enabled solutions for SMEs discussed in ASEAN-focused scholarship (Karim *et al.*, 2022). This recovery-phase emphasis is also consistent with regional policy analysis highlighting the growing importance of digitally deliverable services and the need to advance digital services trade frameworks in Asia and the Pacific (Asian Development Bank, 2022). In the broader literature, cross-border e-commerce is frequently framed as a pathway to strengthen SME international competitiveness, which helps

contextualize the corpus' sustained MSME orientation (Wen *et al.*, 2023).

International organizations (IMF, OECD, UNCTAD, and WTO) remain important reference points in ASEAN digital trade discourse; however, in this manuscript their role is discussed as contextual framing rather than as a directly measured scientometric indicator.

Research and policy gaps

Several gaps remain visible in the corpus and have implications for future research and policy learning. First, despite the prominence of MSME-focused work, digital-divide dynamics (including inclusion barriers affecting rural or disadvantaged groups) appear less developed as sustained empirical programs relative to the broader adoption literature. Second, sustainability-linked aspects of digital trade (environmental impacts, energy implications, and green logistics) appear less visible than governance, adoption, and regulatory themes, indicating a clear opportunity for interdisciplinary integration with sustainability and SDG-oriented research.

Third, many studies propose policy directions, but comparatively fewer adopt evaluation designs that examine implementation effectiveness, institutional capacity constraints, or measurable outcomes of specific digital trade initiatives. Finally, comparative analysis of legal and regulatory frameworks across ASEAN member states remains limited relative to the importance of cross-border interoperability, leaving open questions about how

divergent national rules shape regional digital trade outcomes and trust.

Policy Translation Gaps via Triple Helix

The cross-helix collaboration data presented in Table 3 illuminate a structural asymmetry that has significant implications for how ASEAN digital trade research functions within the broader innovation ecosystem. The dominant collaboration pattern is Academia-Government (A-G), which accounts for 14.6% of the corpus ($n=51$), reflecting a well-established evidence pipeline through which academic outputs inform and legitimize government regulatory activity—most visibly in support of AEC Blueprint policy development. This pattern positions ASEAN digital trade scholarship primarily as a policy legitimator rather than as an innovation engine, a distinction with consequential downstream effects on commercialization and implementation.

By contrast, Academia-Industry (A-I) collaboration is markedly underdeveloped at 6.3% ($n=22$), representing the weakest dyadic link in the Triple Helix configuration. This gap between university and industry actors constitutes a structural bottleneck for MSME-level implementation: research insights generated in academic settings do not transfer efficiently into the private-sector platforms and enterprise-level solutions that MSME digitization scaling requires. Government-Industry (G-I) co-authorship is similarly marginal at 2.3%, indicating a corresponding disconnect between policy actors and the commercial ecosystems they seek to regulate and enable. Taken together, the high A-G and low A-I shares suggest that the field's growth has been policy-led but commercially constrained—a Triple Helix imbalance that helps

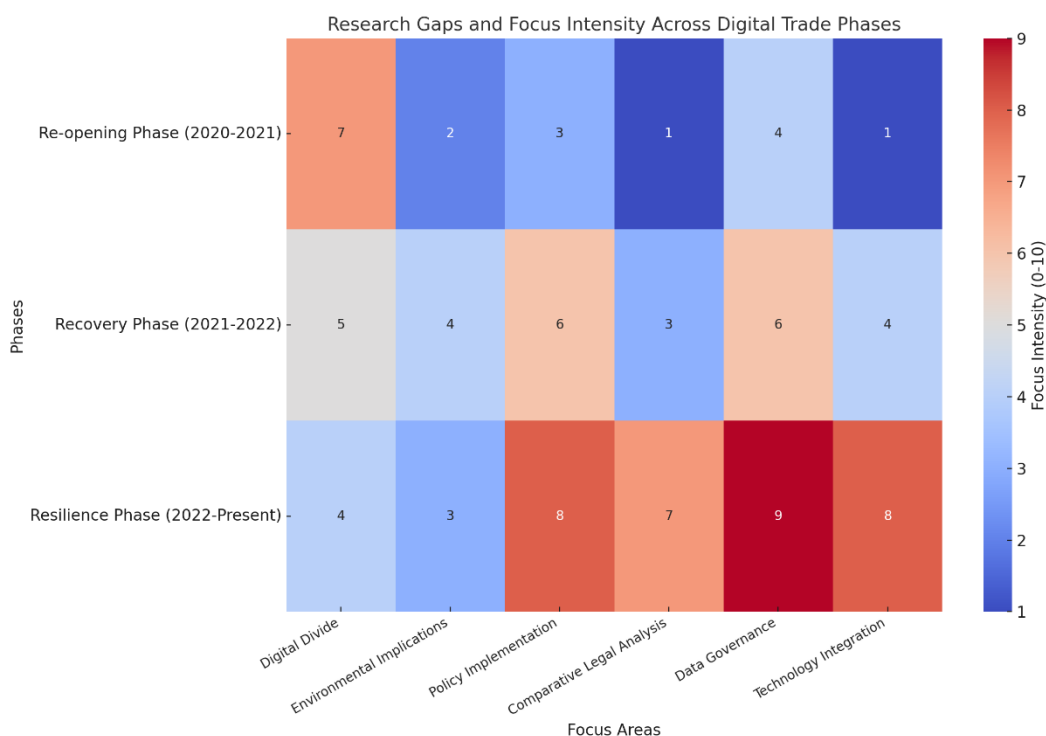


Figure 8: Research Gaps and Focus Intensity Across Digital Trade Phases.

explain the persistent gap between publication mobilization and platform scaling observed across the corpus (Tables 4,5).

These structural findings carry three direct policy implications. First, strengthening A-I linkages through dedicated university-industry consortia focused on MSME digitization would directly address the commercialization deficit that the collaboration data expose. Second, the ASEAN Secretariat is well positioned to convene A-I-G working groups specifically tasked with translating governance research-particularly in data trust and cybersecurity-into implementable cross-sector frameworks. Third, tracking Triple Helix interaction growth over time would provide a measurable indicator of innovation ecosystem maturity, complementing thematic and volume-based scientometric monitoring. For future research, examining the thematic content of A-I co-authored publications-with particular attention to Cluster 4 governance themes and FinTech applications-would identify the most productive nodes for high-impact intervention studies. Extending this analysis to link specific cross-helix collaboration pairs to implementation outcomes would further advance the field beyond bibliometric description toward explanatory and evaluative modes of inquiry.

Digital Trade Resilience Index

Building on the mapped patterns, this subsection proposes a conceptual Digital Trade Resilience Index framework as a forward-looking implication; the index is not computed or empirically validated in this study. A feasible approach would combine scientometric indicators (e.g., thematic diversity, collaboration structure, and research attention to governance and trust) with external economic and infrastructure indicators (e.g., connectivity, payments readiness, and trade-facilitation performance) to enable benchmarking and early identification

of vulnerabilities. This positioning is consistent with developing-country synthesis work calling for clearer measurement approaches to assess digital economy impacts, while acknowledging that such measurement is beyond the scope of a bibliometric mapping study (Oloyede *et al.*, 2023). Broader digital economy work also emphasizes that value creation and capture in digital markets has important development implications, which helps motivate ASEAN-focused attention to governance, data, and cross-border rules (UNCTAD, 2019).

This proposal is offered as a conceptual framework for future research and policy analytics rather than as an empirically validated index in the present study.

The diagram presents a conceptual composite that could integrate scientometric indicators from this study with external indicator domains for monitoring and benchmarking; it is not empirically computed or validated in the present analysis.

ASEAN Digital Trade Research Roadmap (AEC/DEFA Integration)

The patterns mapped in this study suggest a structured action framework aligned with the AEC Blueprint 2025 and the Digital Economy Framework Agreement (DEFA) targets (AEC Blueprint 2025; DEFA Framework Agreement). Three intersecting priorities emerge from the corpus warranting coordinated research and policy attention.

The first concerns MSME digitization scaling. Although 38% of publications address MSME themes (RQ1/RQ4), the 1.5x post-2020 mobilization reflects accelerated adoption rather than systematic market scaling (World Economic Forum, 2025; OECD, 2019). DEFA's "register once, sell region-wide" architecture, reinforced through academia-industry consortia

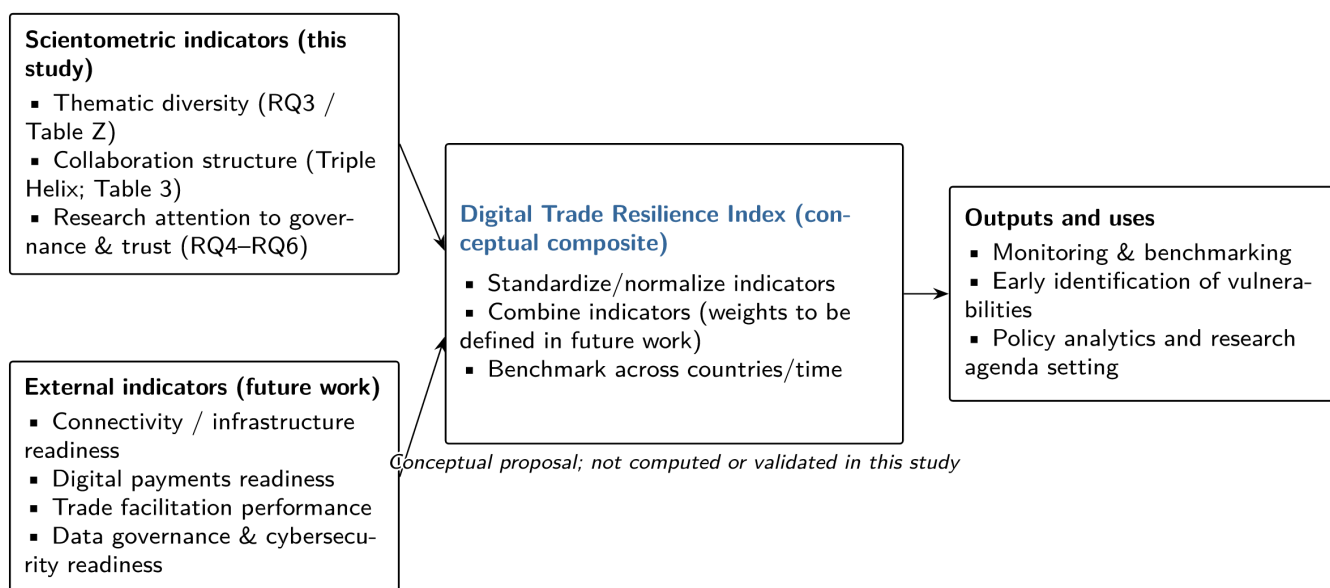


Figure 9: Conceptual framework for a Digital Trade Resilience Index (proposed). Note: This figure presents a conceptual framework only; the index is not computed or empirically estimated in this study.

targeting the Triple Helix deficit in RQ2, offers a direct policy remedy, with ERIA's 30% MSME platform export growth target by 2027 serving as a measurable benchmark.

The second priority addresses governance harmonization. The threefold increase in Cluster 4 keyword density (RQ4) confirms that data trust, cybersecurity, and regulatory coherence have become dominant scholarly concerns, yet implementation-focused research remains scarce (ASEAN DEFA Negotiations, 2025). Cross-border data flow restrictions between Indonesia and Vietnam represent the most acute interoperability barriers; piloting ASEAN AI Governance Guide principles in these contexts could unlock the WEF's estimated USD 2 trillion in economic value.

The third priority involves innovation ecosystem maturity. Academia-industry co-authorship at only 6.3% (RQ2) reflects the university-industry disconnect under AEC Pillar 4 (CARI ASEAN AEC Analysis, 2025), necessitating R&D alliances that operationalize academia-private technology transfer commitments.

Looking ahead, three researcher priorities follow: extending the Scopus baseline through 2025 to evaluate DEFA's influence on publication patterns; conducting Cluster 4 randomized controlled trials linking trust interventions to MSME outcomes; and developing green digital trade research programs to address the 8.9% sustainability gap. At the institutional level, the ASEAN Secretariat should operationalize a Digital Trade Resilience Index tracking Triple Helix balance and MSME metrics to bridge the persistent research-policy interface deficit.

CONCLUSION

This study provides a reproducible scientometric baseline map of Scopus-indexed research on ASEAN digital trade for 2015-2023 ($n=350$), organized by research questions and supported by traceable tables, figures, and calculation notes. The results show a post-2020 concentration of publications within the observed corpus and a thematic shift from MSME-oriented adoption and e-commerce topics toward governance and trust-related concerns, including regulatory harmonization, cross-border data governance, and cybersecurity. By operationalizing a Triple Helix lens through affiliation-sector coding, the study also documents how academia, industry, and government/policy actors co-appear in the research corpus, offering a structured basis for discussing research translation challenges in digital trade governance. These contributions are intended as corpus-based insights and as a baseline for extension studies (e.g., through 2025+) rather than as an evaluation of policy outcomes.

ACKNOWLEDGEMENT

None.

ABBREVIATIONS

AEC: ASEAN Economic Community; **ASEAN:** Association of Southeast Asian Nations; **A-G:** Academia-Government; **A-I:** Academia-Industry; **A-I-G:** Academia-Industry-Government; **COVID-19:** Coronavirus Disease 2019; **DEFA:** Digital Economy Framework Agreement; **ERIA:** Economic Research Institute for ASEAN and East Asia; **FinTech:** Financial Technology; **G-I:** Government-Industry; **IMF:** International Monetary Fund; **ISEAS:** Institute of Southeast Asian Studies; **MSME:** Micro, Small and Medium Enterprises; **NUS:** National University of Singapore; **OECD:** Organisation for Economic Co-operation and Development; **RQ:** Research Question; **SDG:** Sustainable Development Goals; **UNCTAD:** United Nations Conference on Trade and Development; **WTO:** World Trade Organization.

CONFLICT OF INTEREST

The authors declare that there is no conflict of interest.

DATA ACCESS STATEMENT

The bibliometric data used in this study was extracted from the Scopus database, which is available through institutional subscription. The analyzed dataset, including publication metadata and citation information from 2015-2023, can be accessed by researchers through appropriate institutional access to Scopus. The processed bibliometric data, including frequency analyses and network visualizations, are available from the corresponding author upon reasonable request.

ETHICAL STATEMENT

This research did not involve human participants or animal subjects. The study utilized publicly available bibliometric data from published academic literature, requiring no ethical approval. All data collection and analysis procedures followed standard bibliometric research protocols and adhered to responsible research practices.

REFERENCES

- Baldwin, R. (2016). *The Great Convergence* - Harvard University Press. Harvard University Press. <https://www.hup.harvard.edu/books/9780674237841>
- Gao, H. (2018). Digital or Trade? The Contrasting Approaches of China and US to Digital Trade. *Journal of International Economic Law*, 21(2), 297-321. <https://doi.org/10.1093/jiel/jgy015>
- Berger, A., and Liu, W. (2021). Can the G20 serve as a launchpad for a multilateral investment agreement? *The World Economy*, 44(8), 2284-2302. <https://doi.org/10.1111/twec.13114>
- Organisation for Economic Co-operation and Development (OECD). *Going Digital in Southeast Asia: Leveraging Digital Transformation for Regional Integration*. Paris: OECD Publishing; 2020.
- Kea, S., Shahriar, S., Abdullahi, N.M., Moa, C. (2023). ASEAN Economies in the COVID-19 Post-pandemic Crisis. In: Adam, H., Rena, R. (eds) *Political Economy of Development in the Global South Post-COVID-19 Pandemic*. Springer, Singapore. https://doi.org/10.1007/978-981-99-4074-5_4
- Corning, G. (2022). ASEAN and the Regime Complex for Digital Trade in the Asia-Pacific. *Journal of World Trade*. <https://doi.org/10.54648/trad2022038>
- Burri, M. (2022). Approaches to Digital Trade and Data Flow Regulation Across Jurisdictions: Implications for the Future ASEAN-EU Agreement. *Legal Issues of Economic Integration*, 49(Issue 2), 149-168. <https://doi.org/10.54648/leie2022007>

- Kim, H. (2019). Globalization and regulatory change: The interplay of laws and technologies in E-commerce in Southeast Asia. *Comput. Law Secur. Rev.*, 35, 105315. <https://doi.org/10.1016/j.clsr.2019.03.009>
- Shadikhodjaev, S. (2021). Technological Neutrality and Regulation of Digital Trade: How Far Can We Go? *European Journal of International Law*, 32(4). <https://doi.org/10.1093/ejil/chab054>
- Association of Southeast Asian Nations. (2015, November). ASEAN Economic Community Blueprint 2025. The ASEAN Secretariat.
- Association of Southeast Asian Nations. (2021, January 22). ASEAN Digital Masterplan 2025. Association of Southeast Asian Nations. <https://cil.nus.edu.sg/database/cil/2021-asean-digital-masterplan-2025/>
- Lopez-Gonzalez, J. (2019). Fostering participation in digital trade for ASEAN MSMEs. OECD Trade Policy Papers. <https://doi.org/10.1787/63561b11-en>
- United Nations Conference on Trade and Development. (2021). Digital economy report 2021: Cross-border data flows and development: For whom the data flow. UNCTAD. https://unctad.org/system/files/official-document/der2021_en.pdf
- World Trade Organization. (2020). World trade report 2020: Government policies to promote innovation in the digital age. WTO. <https://trahelp.com/assets/files/wto/2020/World%20Trade%20Report%202020.pdf>
- Donthu, N., Kumar, S., Mukherjee, D., Pandey, N., and Lim, W. M. (2021). How to conduct a bibliometric analysis: An overview and guidelines. *Journal of Business Research*, 133, 285-296. <https://doi.org/10.1016/j.jbusres.2021.04.070>
- Etzkowitz, H., and Leydesdorff, L. (2000). The dynamics of innovation: From National Systems and "Mode 2" to a Triple Helix of university-industry-government relations. *Research Policy*, 29(2), 109-123.
- Cai, Y. (2022). Neo-Triple Helix model of innovation ecosystems: Integrating Triple, Quadruple and Quintuple Helix models. *Triple Helix*, 9(1).
- Li, K., Kim, D., Lang, K., Kauffman, R., and Naldi, M. (2020). How should we understand the digital economy in Asia? Critical assessment and research agenda. *Electronic Commerce Research and Applications*, 44, 101004-101004. <https://doi.org/10.1016/j.elerap.2020.101004>
- Institute of Strategic and International Studies (ISIS) Malaysia. (2020, April 16). Digital trade: A boon during the MCO and beyond. <https://www.isis.org.my/2020/04/17/digital-trade-a-boon-during-the-mco-and-beyond/>
- Tseng, Yi-hsuan, "Consumer protection in Asean's E-commerce: common issues and the path towards harmonization of regulatory frameworks" (2023). Chulalongkorn University Theses and Dissertations (Chula ETD). 11081. <https://digital.car.chula.ac.th/chulaetd/11081>
- Fahmi, F. Z., and Sari, I. D. (2020). Rural transformation, digitalisation and subjective wellbeing: A case study from Indonesia. *Habitat International*, 98, 102150. <https://doi.org/10.1016/j.habitatint.2020.102150>
- Wicaksono, T. Y., and Simangunsong, A. (2022, March). Digital technology adoption and Indonesia's MSMEs during the COVID-19 pandemic (ERIA Discussion Paper Series No. 426). Economic Research Institute for ASEAN and East Asia. <https://www.eria.org/uploads/media/discussion-papers/FY21/Digital-Technology-Adoption-and-Indonesia%E2%80%99s-MSMEs-during-the-COVID-19-Pandemic.pdf>
- Pölonen, J., Guns, R., Kulczycki, E., Sivertsen, G., and Engels, T. C. E. (2020). National lists of scholarly publication channels: An overview and recommendations for their construction and maintenance. ENRESSH. <https://enressh.eu/wp-content/uploads/2020/04/Recommendations-for-publication-channel-lists.pdf>
- Ayob, A. H. (2021). E-commerce adoption in ASEAN: who and where? *Future Business Journal*, 7(1). <https://doi.org/10.1186/s43093-020-00051-8>
- Oloyede, A., Fark, N., Noma, N., Tebeb, E., and Nwaulune, A. (2023). Measuring the impact of the digital economy in developing countries: A systematic review and meta-analysis. *Heliyon*, 9. <https://doi.org/10.1016/j.heliyon.2023.e17654>
- United Nations Conference on Trade and Development. (2019). Digital economy report 2019: Value creation and capture-Implications for developing countries. United Nations.
- ASEAN. (2025). ASEAN Economic Community Blueprint 2025. Ministry of International Trade and Industry Malaysia. https://www.miti.gov.my/miti/resources/AEC_Blueprint_2025.pdf
- World Economic Forum. (2025, October). What ASEAN small businesses really need for inclusive digital economy. <https://www.weforum.org/stories/2025/10/what-asean-small-businesses-really-need-for-inclusive-digital-economy/>
- OECD. (2019). Fostering participation in digital trade for ASEAN MSMEs*. OECD Publishing. <https://doi.org/10.1787/63561b11-en>
- ASEAN Secretariat. (2025). ASEAN Digital Economy Framework Agreement (DEFA) Negotiations. <https://www.weforum.org/stories/2025/10/asean-digital-economy-pact-negotiations/>
- CARI ASEAN. (2025). ASEAN Cooperation in Science, Technology and Innovation: AEC Blueprint Analysis. https://www.cariasean.org/AEC_Blueprint_2025_Analysis/AEC_Volume1_Paper25.pdf
- Aulawi, H., Suseno, N., and Abdullah, K. (2023). Trends in E-Commerce and Social Media Research in Asia: Five Years of Scientometric and Content Analysis. *Journal of Applied Engineering and Technological Science (JAETS)*. <https://doi.org/10.37385/jaets.v5i1.2420>
- Zhou, F., and Liu, Y. (2022). Blockchain-Enabled Cross-Border E-Commerce Supply Chain Management: A Bibliometric Systematic Review. *Sustainability*. <https://doi.org/10.3390/su142315918>
- Mishra, N., and Valencia, A. (2023). Digital services and digital trade in the Asia Pacific: an alternative model for digital integration?. *Asia Pacific Law Review*, 31, 489-513. <https://doi.org/10.1080/10192557.2023.2216058>
- Karim, S., Naz, F., Naeem, M., and Vigne, S. A. (2022). Is FinTech providing effective solutions to small and medium enterprises (SMEs) in ASEAN countries? *Economic Analysis and Policy*. <https://doi.org/10.1016/j.eap.2022.05.019>
- Asian Development Bank. (2022). Asian Economic Integration Report 2022: Advancing Digital Services Trade in Asia and the Pacific. In www.adb.org. Asian Development Bank. <https://www.adb.org/publications/asian-economic-integration-report-2022>
- Wen, H., Chen, W., and Zhou, F. (2023). Does digital service trade boost technological innovation?: International evidence. *Socio-Economic Planning Sciences*. <https://doi.org/10.1016/j.seps.2023.101647>
- Xiao, N., Zhou, J., and Fang, X. (2023). Role of digital finance, investment, and trade in technological progress. *Global Finance Journal*. <https://doi.org/10.1016/j.gfj.2023.100853>
- Wen, H., Liu, Y., and Zhou, F. (2023). Promoting the International Competitiveness of Small and Medium-Sized Enterprises Through Cross-Border E-Commerce Development. *SAGE Open*, 13. <https://doi.org/10.1177/21582440231210119>

Cite this article: Osma AN. From E-Commerce to Governance: A Triple Helix Scientometric Mapping of ASEAN's Digital Trade Research Evolution (2015-2023). *J Scientometric Res.* 2026;15(1):133-50.

APPENDIX A. CALCULATION NOTES AND QUANTITATIVE CLAIM TRACEABILITY

This appendix provides the underlying data sources, counts, and formulas for all quantitative statements reported in the Results and Discussion sections, ensuring full transparency and reproducibility.

A.1 Publication Trend Indicators (Section 3.1, Table 2)

Claim in manuscript	Data source	Numerator	Denominator	Calculation/Formula	Result
“Pre2020 period (2015-2019): 140 records”	Table 2	Sum of 2015-2019 records	-	12 + 14 + 18 + 20 + 76	140
“Post2020 period (2020-2023): 210 records”	Table 2	Sum of 2020-2023 records	-	48 + 72 + 78 + 12	210
“Post2020 accounts for 60.0% of the corpus”	Table 2	210	350	$(210/350) \times 100$	60.0%
“Post2020 vs pre2020 ratio: 1.5”	Table 2	210	140	210/140	1.5

A.2 Thematic Distribution (Section 3.3, RQ3)

Claim in manuscript	Data source	Count (n)	Total (N)	Percentage
“38.0% focus on ecommerce adoption among MSMEs”	Table 4	133	350	38.0%
“22.0% focus on cross-border data flows and digital taxation”	Table 4	77	350	22.0%
“18.0% focus on economic modeling”	Table 4	63	350	18.0%
“13.1% focus on legal and regulatory case studies”	Table 4	46	350	13.1%
“8.9% focus on industry-specific assessments”	Table 4	31	350	8.9%

Classification method: Manual screening of title, abstract, and author keywords by the author. Each record assigned to one primary category based on dominant research focus.

A.3 Triple Helix Metrics (Section 3.2, Table 3)

Claim in manuscript	Data source	Count (n)	Total (N)	Percentage
An only (Academia): 69.1%	Table 3	242	350	69.1%
A-G (Academia+Government): 14.6%”	Table 3	51	350	14.6%
A-I (Academia+Industry): 6.3%”	Table 3	22	350	6.3%
A-I-G (Triple Helix): 1.1%”	Table 3	4	350	1.1%

Measurement: Publication-level (each paper counted once based on author affiliations spanning sectors). *Source:* Scopus Affiliations field, manual sector coding (92% reliability, $n=70$ double-coded).

A.4 Implementation and Sustainability Gaps (Section 3.7, RQ7)

In an earlier draft, percentage statements were included regarding (i) the share of studies assessing policy implementation and (ii) the share of studies referencing sustainability. Because those proportions would require additional manual coding of all 350 records beyond the bibliometric indicators reported in this

manuscript, the percentage claims were removed and report these gaps qualitatively in Section 3.7 (RQ7).

Appendix B: Full Query Sensitivity Variants

Purpose: Documents all 4 Scopus query variants tested for robustness (retrieval 15 Jan 2024). Table 1 (2.1) shows summary; full parenthesized syntax below enables exact replication. Baseline v1 retained ($n=350$): optimal ASEAN digital trade balance.

Table B1: Complete Scopus Query Variants.

Version	Exact TITLE-ABS-KEY Syntax	Records (n)	Justification
v1 (Baseline)	`(("digital trade" OR "e-commerce" OR "digital economy") AND ("ASEAN" OR "Southeast Asia"))`	350	Selected: Breadth + thematic relevance (ASEAN operationalized)
v2 (+Synonyms)	`(("digital trade" OR "e-commerce" OR "digital economy" OR "digital commerce" OR "e-business" OR "electronic trade") AND ("ASEAN" OR "Southeast Asia"))`	536	Breadth test: +recall, but off-scope noise; v1 retained
v3 (-"economy")	`(("digital trade" OR "e-commerce") AND ("ASEAN" OR "Southeast Asia"))`	116	Necessity test: -retrieval proves "economy" essential
v4 (Constrained)	`("digital economy" AND ("trade" OR "e-commerce" OR "digital trade")) AND ("ASEAN" OR "Southeast Asia"))`	100	Precision test: Too narrow, excludes relevant records

Common Filters (all variants): 2015-2023, English, articles/reviews/conference papers.

Note: Copy-paste syntax directly into Scopus Advanced Search. v1 optimal for coverage/coherence.